

# CAMS

IL FUTURO È VERDE





# TABLE OF CONTENTS

## TECHNOLOGIES

SHREDDING	4
PRE-SHREDDING SYSTEM	6
CONTROL SYSTEM	8
HYBRID DRIVE TECHNOLOGY	10

## CAMS™ CARE 12

ONE CLICK, ALL YOU NEED	12
-------------------------	----

## CENTAURO RANGE 14

CENTAURO 100.32	16
CENTAURO L 120.56	16
CENTAURO L 120.56 APR	17
CENTAURO XL 150.56	17
CENTAURO XL 150.56 APR	18
CENTAURO XL 150.69 APR	18
ASA SYSTEM	19

## UTM RANGE 20

UTM 750	22
UTM 1000	22
UTM 1200	23
UTM 1500	23

## UTS RANGE 24

UTS 750	26
UTS 1000	26
UTS 1200	27
UTS 1500	27

## UCS RANGE 28

UCS 1200	29
CTR 1200	29

## UVS RANGE 30

UVS 25/2	32
UVS 42	32
UVS 56	33

## FTR RANGE 34

FTR RANGE	35
-----------	----

# SHREDDING





## INNOVATIVE TECHNOLOGY

CAMS™ shredders are designed to operate by exploiting the cutting effort, reducing consumption and environmental impact. The FTR and CTR ranges make it possible to reduce the volume of different types of material, making them uniformly and homogeneously sized, perfect for transport or further processing.


## PRODUCTION QUALITY

The low rotational speed of the shafts ensures high efficiency, reducing noise pollution, dust emissions and minimising wear.


The use of special steels for the teeth of CAMS shredders lowers operating costs, ensuring maximum uptime for a long time. In addition, a patented system ensures that wear parts can be replaced without the need to de-assemble the machine.

## MAXIMUM VERSATILITY

The entire range of shredders is designed to return a very high quality product from a wide variety of materials: from concrete to asphalt, for which the original grain size curve is not altered, guaranteeing 100% recycling of the bitumen.

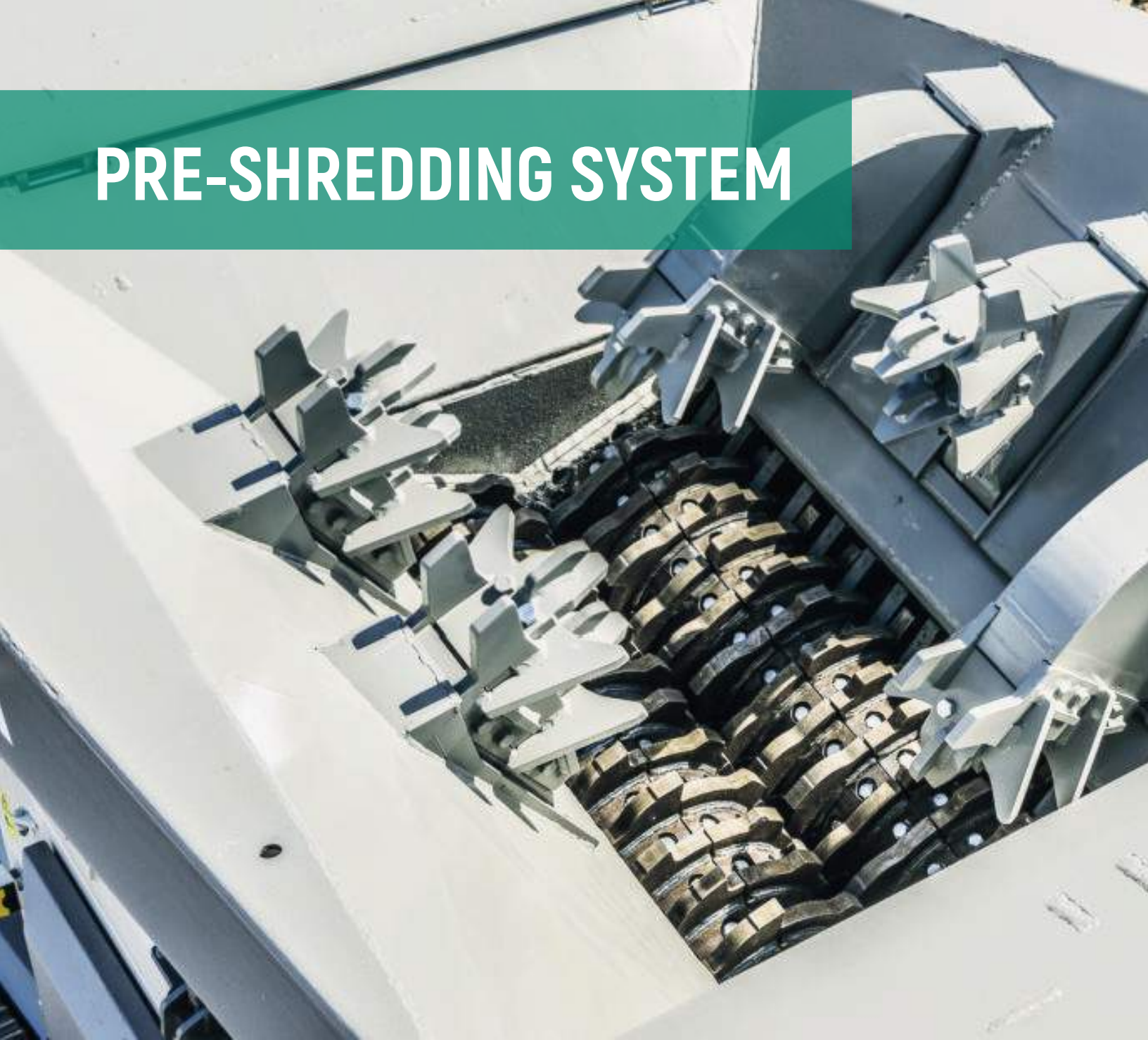


**PRIMARY SHREDDERS - FTR RANGE**



**SECONDARY SHREDDERS - CTR RANGE**

# PRE-SHREDDING SYSTEM




The patented CAMS™ hydraulic pusher system allows even the largest blocks to be loaded directly into the shredding unit.

The pushers keep coarser slabs and rubble firmly on the shafts of the shredder, making the action of the tines easier.

The movement of the pushers can be adjusted according to the type of material to be processed, ensuring maximum efficiency.

The system is fully automated and can be controlled remotely.



**PATENT**

---

# HYDRAULIC PUSHERS

The patented hydraulic pusher system CAMS™ guarantees the shredding of the coarsest materials, even in full-electric mode.

This fully automated technology pre-shreds the bulkiest blocks inside the loading hopper, facilitating the action of the primary shredder.

---

EU PATENT # 16815633.9

---



# CONTROL SYSTEM



## PLC SOFTWARE

The PLC software developed by CAMS engineers allows remote control of the machine, automating the production process and making it simple and intuitive for the user.

The programme allows the recycling process to start automatically, while the activity of the entire plant is constantly monitored by the software.

## TELEMETRY FEATURES

- Complete control over the mobile plant;
- Customisable functions;
- Component diagnostics and testing;
- Performance monitoring;
- Remote assistance and GPS;
- Electronic weighing system;
- Simple and intuitive human-machine interface.





## INTEGRATED SOFTWARE

Using the CAMS™ control programme, it is possible to continuously monitor the operating conditions of the machine and its components, choose from a variety of settings, and set key parameters that allow for a high degree of flexibility and customisation of operating modes.

Integrated interconnection systems allow direct communication with the end customer's office and the transmission of important information such as plant operating data, location and active alarms.



## REMOTE CONTROL

Wireless control provides remote control of all functions. Its 150 metre payload allows the operator to move the machine with great precision and to choose between two possible track speeds.

The LCD monitor shows the machine's performance in real time.

# HYBRID DRIVE TECHNOLOGY



## "GREEN" MACHINES

Two key words identify the CAMS™ shredder range: **Power** and **Sustainability**.

All CAMS™ mobile plants are equipped with a generator unit featuring a powerful and efficient diesel engine. The engine is coupled to an alternator to produce the electrical energy needed to run the machine, and to make it possible to power the construction site.

In order to maximise the torque that can be delivered by the diesel engine and to ensure minimum fuel consumption, it operates in steady state at a speed of 1500 rpm.

All machines can operate in 'full-electric' mode via direct on-site power supply, eliminating all CO<sub>2</sub> emissions





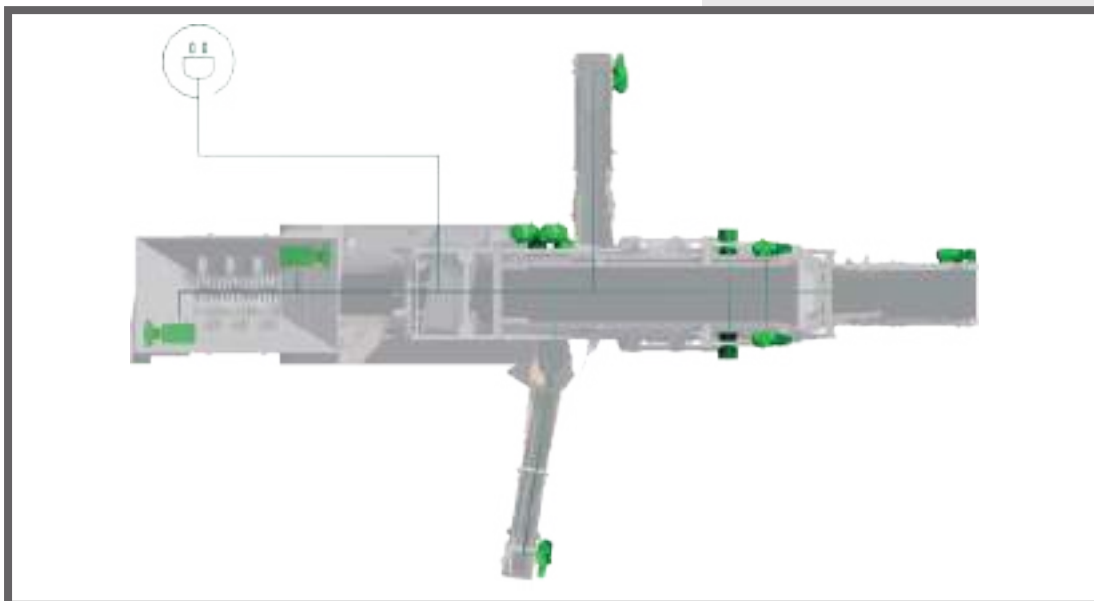
## SUSTAINABILITY

CAMS™ technologies are designed to reduce environmental impact. Low dust emissions, reduced noise pollution, vibration isolation, and the possibility of switching the machine's power supply to the site's electrical grid.

## POWER SUPPLY

The FTR and CTR series models are characterised by an all-electric power supply.

The recycling process reduces the use of raw materials and eliminates CO<sub>2</sub> emissions



# AFTER SALES

## AUGMENTED REALITY SUPPORT



### AUGMENTED REALITY ASSISTANCE

The ARS (Augmented Reality Support) system uses augmented reality technology to put you in direct contact with a specialist technician for immediate assistance.

Using the app on smartphones, diagnostics and troubleshooting can be performed in real time, reducing time and costs.



### GPS

CAMST<sup>™</sup> machines are equipped with a GPS tracking system that can be viewed from any device

### QUALITY MONITORING

- Production data;
- Online database;
- Hours of operation;
- Remote functions;
- Alarms and diagnostics;



# CAM

## STAY CO



Brochure



Video



# PARTS STORE



**CAMS** CARE

## CAMS™ E-SHOP

CAMS™ new e-shop revolutionises the distribution of spare parts; whatever the need, you will have all supplies available directly on your PC.



**CONNECTED**



Area Riservata



News



## SERIE


# CENTAURO

## FEATURES

- Automatic material handling programmes;
- Ability to handle wet materials;
- Single diesel engine to power all components;
- Low fuel consumption;
- Designed for transport in a compact form;
- High wear resistance;
- Ability to supply electricity on site;
- Limited noise and dust emissions;
- Ability to recycle 100% of asphalt.

## OPTIONAL

- Hydraulic overhangs;
- Hydraulic pushers;
- GPS;
- Electronic weighing system;
- Diesel filling pump;
- Automatic greasing system.



### Hybrid Power Supply

The **CENTAURO** series can operate in fully electric mode, **reducing emissions** (without Diesel engine)





# CENTAURO 100.32



## Hopper

Capacity: 3 m<sup>3</sup>  
Length: 3.00 m  
Width: 2.00 m

## Screen

Type: CVV032  
Deck surface: mm 3200 x 1000  
Decks number: 2

## Primary shredder

Range: FTR 1000  
Feed opening : mm 1000 x 900

## Hybrid Power Unit

Engine: CAT C4.4 Stage V 125 kW  
Alternator: MeccAlte 135 kVA  
Tank capacity: 170 l

## Output potential

120 t/h

## Transport dimensions

Length: 11.0 m  
Height: 3.1 m  
Width: 2.5 m  
Weight: 24'500 kg

# CENTAURO L 120.56



## Hopper

Capacity: 3.5 m<sup>3</sup>  
Length: 2.50 m  
Width: 2.30 m

## Screen

Type: CVV056  
Deck surface: mm 4300 x 1300  
Decks number: 2

## Primary shredder

Range: FTR 1200  
Feed opening : mm 1200 x 900

## Hybrid Power Unit

Engine: CAT C7.1 Stage V 225 kW  
Alternator: MeccAlte 350 kVA  
Tank capacity: 230 l

## Output potential

180 t/h

## Transport dimensions

Length: 13.0 m  
Height: 3.10 m  
Width: 2.50 m  
Weight: 36'100 kg



# CENTAURO L 120.56 APR



## Hopper

Capacity: 3.50 m<sup>3</sup>

Length: 2.50 m

Width: 2.30 m

## Screen

Type: CVV056

Deck surface: mm 4300 x 1300

Decks number: 2

## Primary shredder

Range: FTR 1200

Feed opening: mm 1200 x 900

## Hybrid Power Unit

Engine: CAT C9.3 Stage V 285 kW

Alternator: MeccAlte 400 kVA

Tank capacity: 230 l

## Secondary shredder

Range: CTR 1200

Feed opening : mm 1200 x 900

## Transport dimensions

Length: 13.0 m

Height: 3.10 m

Width: 2.50 m

Weight: 36'100 kg

## Output potential

180 t/h

# CENTAURO XL 150.56



## Hopper

Capacity: 3.80 m<sup>3</sup>

Length: 3.50 m

Width: 2.00 m

## Screen

Type: CVV056

Deck surface: mm 4300 x 1300

Decks number: 2

## Primary shredder

Range: FTR 1500

Feed opening: mm 1500 x 900

## Hybrid Power Unit

Engine: CAT C9.3 Stage V 285 kW

Alternator: MeccAlte 400 kVA

Tank capacity: 230 l

## Output potential

200 t/h

## Transport dimensions

Length: 13.65 m

Height: 3.40 m

Width: 2.55 m

Weight: 42'000 kg



# CENTAURO XL 150.56 APR



## Hopper

Capacity: 3.80 m<sup>3</sup>  
Length: 3.50 m  
Width: 2.00 m

## Screen

Type: CVV056  
Deck surface: mm 4300 x 1300  
Decks number: 2

## Primary shredder

Range: FTR 1500  
Feed opening: mm 1500 x 900

## Hybrid Power Unit

Engine: CAT C9.3 Stage V 285 kW  
Alternator: MeccAlte 400 kVA  
Tank capacity: 230 l

## Secondary shredder

Range: CTR 1200  
Feed opening: mm 1200 x 900

## Transport dimensions

Length: 13.65 m  
Height: 3.40 m  
Width: 2.55 m  
Weight: 42'000 kg

## Output potential

200 t/h

# CENTAURO XL 150.69 APR



## Hopper

Capacity: 3.80 m<sup>3</sup>  
Length: 3.50 m  
Width: 2.00 m

## Screen

Type: CVV069  
Deck surface: mm 5300 x 1300  
Decks number: 2

## Primary shredder

Range: FTR 1500  
Feed opening: mm 1500 x 900

## Hybrid Power Unit

Engine: CAT C9.3 Stage V 285 kW  
Alternator: MeccAlte 400 kVA  
Tank capacity: 230 l

## Secondary shredder

Range: CTR 1200  
Feed opening: mm 1200 x 900

## Transport dimensions

Length: 14.0 m  
Height: 3.40 m  
Width: 2.75 m  
Weight: 42'000 kg

## Output potential

250 t/h

# AUTOMATIC SHREDDING ADJUSTMENT

## ASA SYSTEM

The ASA sensor detects the level of material on the main conveyor of your CENTAURO.

Depending on the amount of material, the flow through the primary shredder is adjusted to the optimal amount.

The user of the machine has the possibility to set, through the PLC, the maximum thresholds for the operation of the ASA system.

Maximum operational efficiency, automated.

## PLC CONTROLLED ASA SYSTEM

Each CENTAURO is equipped with a PLC that controls the ASA system intuitively and effectively.

The user is able to select the threshold levels and activate the system to stop only one or both shafts depending on the amount of material on the main belt.





## RANGE

# UTM

## FEATURES

- Automatic material handling programmes;
- Ability to handle wet materials;
- Low fuel consumption;
- Designed for transport in a compact form;
- High wear resistance;
- Ability to supply electricity on site;
- Limited noise and dust emissions.

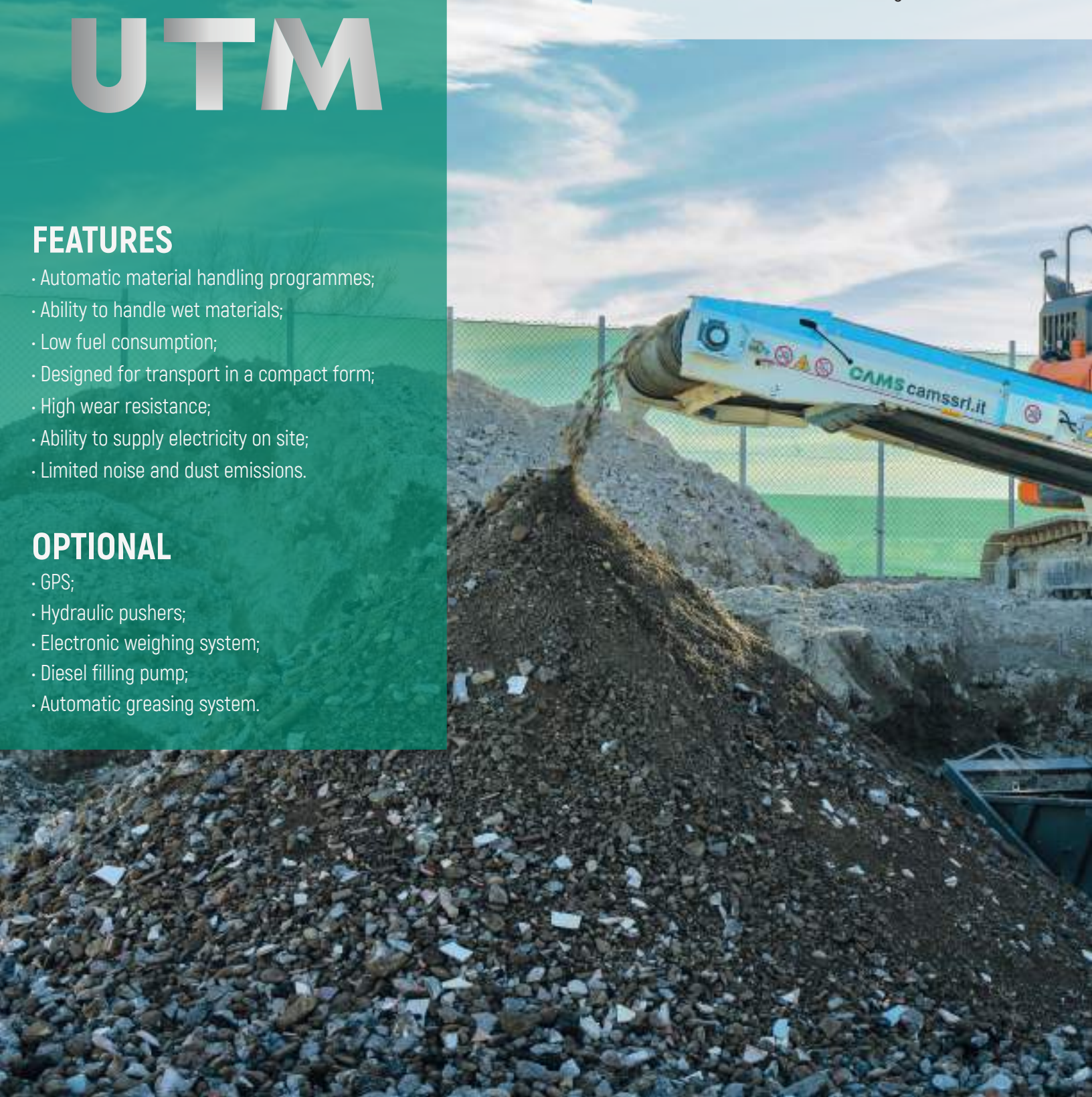
## OPTIONAL

- GPS;
- Hydraulic pushers;
- Electronic weighing system;
- Diesel filling pump;
- Automatic greasing system.



### Hybrid Power Supply

The **UTM** series can operate in fully electric mode, **reducing emissions** (without Diesel engine)









# UTM 750



## Hopper

Capacity: 1.50 m<sup>3</sup>  
Length: 2.30 m  
Width: 1.70 m

## Primary Conveyor

Width: 600 mm  
Length: 5000 mm

## Primary shredder

Range: FTR 750  
Feed opening: mm 750 x 900

## Hybrid Power Unit

Engine: FTP F36 Stage V 90 kW  
Alternator: Linz 80 kVA  
Tank capacity: 170 l

## Output potential

80 t/h

## Transport dimensions

Length: 7.00 m  
Height: 2.50 m  
Width: 2.50 m  
Weight: 11'500 kg

# UTM 1000



## Hopper

Capacity: 3.00 m<sup>3</sup>  
Length: 3.00 m  
Width: 2.00 m

## Primary Conveyor

Width: 600 mm  
Length: 7000 mm

## Primary shredder

Range: FTR 1000  
Feed opening: mm 1000 x 900

## Hybrid Power Unit

Engine: CAT C4.4 Stage V 125 kW  
Alternator: MeccAlte 135 kVA  
Tank capacity: 170 l

## Output potential

120 t/h

## Transport dimensions

Length: 6.70 m  
Height: 3.00 m  
Width: 2.55 m  
Weight: 15'500 kg

# UTM 1200



## Hopper

Capacity: 3.50 m<sup>3</sup>  
Length: 3.20 m  
Width: 2.00 m

## Primary Conveyor

Width: 800 mm  
Length: 7000 mm

## Primary shredder

Range: FTR 1200  
Feed opening: mm 1200 x 900

## Hybrid Power Unit

Engine: CAT C4.4 Stage V 125 kW  
Alternator: MeccAlte 135 kVA  
Tank capacity: 170 l

## Output potential

150 t/h

## Transport dimensions

Length: 6.80 m  
Height: 3.10 m  
Width: 2.55 m  
Weight: 17'500 kg

# UTM 1500



## Hopper

Capacity: 3.80 m<sup>3</sup>  
Length: 3.50 m  
Width: 2.00 m

## Primary Conveyor

Width: 800 mm  
Length: 8000 mm

## Primary shredder

Range: FTR 1500  
Feed opening: mm 1500 x 900

## Hybrid Power Unit

Engine: CAT C7.1 Stage V 200 kW  
Alternator: MeccAlte 350 kVA  
Tank capacity: 170 l

## Output potential

200 t/h

## Transport dimensions

Length: 10.55 m  
Height: 3.10 m  
Width: 2.50 m  
Weight: 22'650 kg









RANGE


# UTS

## FEATURES

- Automatic material handling programmes;
- Ability to handle wet materials;
- Designed for transport in a compact form;
- High wear resistance;
- Power supply;
- Limited noise and dust emissions.

## OPTIONAL


- GPS;
- Hydraulic pushers;
- Electronic weighing system;
- Automatic greasing system.



Power Supply



# UTS 750



## Hopper

Capacity: 1.50 m<sup>3</sup>  
Length: 2.30 m  
Width: 1.70 m

## Primary conveyor

Width: 600 mm  
Length: 5000 mm

## Shredder

Range: FTR 750  
Feed opening: mm 750 x 900

## Power supply

Power: 30 kW

## Transport dimensions

Length: 7.00 m  
Height: 2.50 m  
Width: 2.50 m  
Weight: 11'000 kg

## Output potential

80 t/h

# UTS 1000



## Hopper

Capacity: 3.00 m<sup>3</sup>  
Length: 3.00 m  
Width: 2.00 m

## Primary conveyor

Width: 800 mm  
Length: 8000 mm

## Shredder

Range: FTR 1000  
Feed opening: mm 1000 x 900

## Power supply

Power: 45 kW

## Transport dimensions

Length: 8.70 m  
Height: 2.70m  
Width: 2.50 m  
Weight: 13'000 kg

## Output potential

120 t/h

# UTS 1200



## Hopper

Capacity: 3.50 m<sup>3</sup>  
Length: 3.20 m  
Width: 2.00 m

## Primary conveyor

Width: 800 mm  
Length: 8000 mm

## Shredder

Range: FTR 1200  
Feed opening: mm 1200 x 900

## Power supply

Power: 45 kW

## Transport dimensions

Length: 8.90 m  
Height: 2.70 m  
Width: 2.50 m  
Weight: 15'000 kg

## Output potential

150 t/h

# UTS 1500



## Hopper

Capacity: 3.80 m<sup>3</sup>  
Length: 3.50 m  
Width: 2.00 m

## Primary conveyor

Width: 800 mm  
Length: 8000 mm

## Shredder

Range: FTR 1500  
Feed opening: mm 1500 x 900

## Power supply

Power: 70 kW

## Transport dimensions

Length: 9.30 m  
Height: 3.10 m  
Width: 2.50 m  
Weight: 16'000 kg

## Output potential

200 t/h



RANGE

# UCS

## FEATURES

- Automatic material handling programmes;
- Ability to handle wet materials;
- Designed for transport in a compact form;
- High wear resistance;
- Limited noise and dust emissions;
- Ability to recycle 100% of asphalt.

## OPTIONAL

- GPS;
- Electronic weighing system;
- Automatic greasing system;
- Magnetic separator.



Power Supply





# UCS1200



## Secondary shredder

Range: CTR 1200

Feed opening: mm 1200 x 900

## Power supply

Power: 50 kW

## Conveyor

Width: 600 mm

Length: 8000 mm

## Transport dimensions

Length: 8.20 m

Height: 3.10 m

Width: 1.90 m

Weight: 5'500 kg

# CTR1200



## Secondary shredder

Range: CTR 1200

Feed opening: mm 1200 x 900

## Output potential

120 t/h

## Power supply

Power: 45 kW







RANGE


# UVS

## FEATURES

- Ability to handle wet materials;
- Designed for transport in a compact form;
- High wear resistance;
- Limited noise and dust emissions;
- Ability to recycle 100% of asphalt.

## OPTIONAL

- Feeding Hopper;
- GPS;
- Electronic weighing system;
- Automatic greasing system.



Power Supply

# UVS 25/2



## Screen

Type: CVV025  
Deck surface: mm 1000 x 2500  
Decks number: 2

## Coarse material conveyor

Width: 500 mm  
Length: 8000 mm

## Medium material conveyor

Width: 500 mm  
Length: 8000 mm

## Fine material conveyor

Width: 800 mm  
Length: 8000 mm

## Working dimensions

Length: 10 m  
Height: 2.50 m  
Width: 15 m  
Weight: 5'950 kg

## Power supply

Power: 25 kW

# UVS 42



## Screen

Type: CVV042  
Deck surface: mm 1200 x 3500  
Decks number: 2

## Coarse material conveyor

Width: 800 mm  
Length: 8000 mm

## Medium material conveyor

Width: 500 mm  
Length: 8000 mm

## Fine material conveyor

Width: 800 mm  
Length: 8000 mm

## Working dimensions

Length: 12 m  
Height: 4.20 m  
Width: 12 m  
Weight: 12'350 kg

## Power supply

Power: 32 kW





## Screen

Type: CVV056  
Deck surface: mm 1300 x 4300  
Decks number: 2

## Coarse material conveyor

Width: 800 mm  
Length: 8000 mm

## Medium material conveyor

Width: 800 mm  
Length: 8000 mm

## Fine material conveyor

Width: 800 mm  
Length: 8000 mm

## Working dimensions

Length: 14.7 m  
Height: 4.20 m  
Width: 14.5 m  
Weight: 12'450 kg

## Power supply

Power: 40 kW

RANGE

# FTR

## FEATURES

- Automatic material handling programmes;
- Ability to handle wet materials;
- Designed for transport in a compact form;
- High wear resistance;
- Limited noise and dust emissions;

## OPTIONAL

- Hydraulic pushers;
- GPS;
- Automatic greasing system.



Power Supply





## FTR 750

### Transport dimensions

Length: 2.50 m

Width: 2.50 m

Height: 1.10 m

### Output potential

80 t/h

## FTR 1000

### Transport dimensions

Length: 3.30 m

Width: 2.50 m

Height: 1.10 m

### Output potential

120 t/h

## FTR 1200

### Transport dimensions

Length: 3.60 m

Width: 2.50 m

Height: 1.10 m

### Output potential

150 t/h

## FTR 1500

### Transport dimensions

Length: 3.90 m

Width: 2.50 m

Height: 1.10 m

### Output potential

200 t/h





# CAMS

IL FUTURO È VERDE



**CAMS SRL**

Via Giulio Golini, 301

40024 Castel San Pietro Terme, Bologna - Italy



+39 051 69 46 611



info@camsrsl.it



camsrecycling.com